



# 2016 SC Review

## Fraser Bound Chinook, Coho and Chum



And a little bit on Fraser bound sockeye

Presented to FORUM – Jan. 24, 2017



# *2016 Fisheries Review – South Coast*

- SC FSC Fishery and Catch
- Johnstone Strait mixed stock Chum Fisheries.
- Recreational Fisheries and preliminary catch.



# *First Nations Fishery*

- FSC fisheries targeting Fraser River sockeye began in marine waters on July 23 and continued until August 9. Effective August 10 sockeye non-retention in effect for marine FSC fisheries
- Once non-retention of sockeye was in effect, FSC fisheries remained open to the retention of all other salmon species
- Limited sockeye fishery resulted in some FSC harvest targeting other species (e.g. chum)






## 2016 South Coast First Nations Fisheries

Fishery type	Fishing Area	Sockeye		Coho		Pink		Chum		Chinook	Chinook
		Kept	Released	Kept	Released	Kept	Released	Kept	Released	ISBM Kept	ISBM Released
<b>FSC</b>	Johnstone Strait	32,211	0	701	0	2,437	0	20,494	0	347	0
	Strait of Georgia	660	0	2,048	0	18	0	4,622	0	650	0
<b>TOTAL</b>		<b>32,871</b>		<b>2,749</b>		<b>2,455</b>		<b>25,116</b>		<b>997</b>	
<b>ESSR</b>	Johnstone Strait					0	0				
	Strait of Georgia	0	0	7,688	0	0	0	74,784	0	3,028	0
<b>TOTAL</b>		<b>0</b>	<b>0</b>	<b>7,688</b>	<b>0</b>	<b>0</b>	<b>0</b>	<b>74,784</b>	<b>0</b>	<b>3,028</b>	<b>0</b>
Cmm'l	Strait of Georgia							13,090	3		
<b>All First Nations Fisheries</b>		<b>32,871</b>	<b>0</b>	<b>10,437</b>	<b>0</b>	<b>2,455</b>	<b>0</b>	<b>112,990</b>	<b>0</b>	<b>4,025</b>	<b>0</b>

- SoG ESSR at Big Qualicum



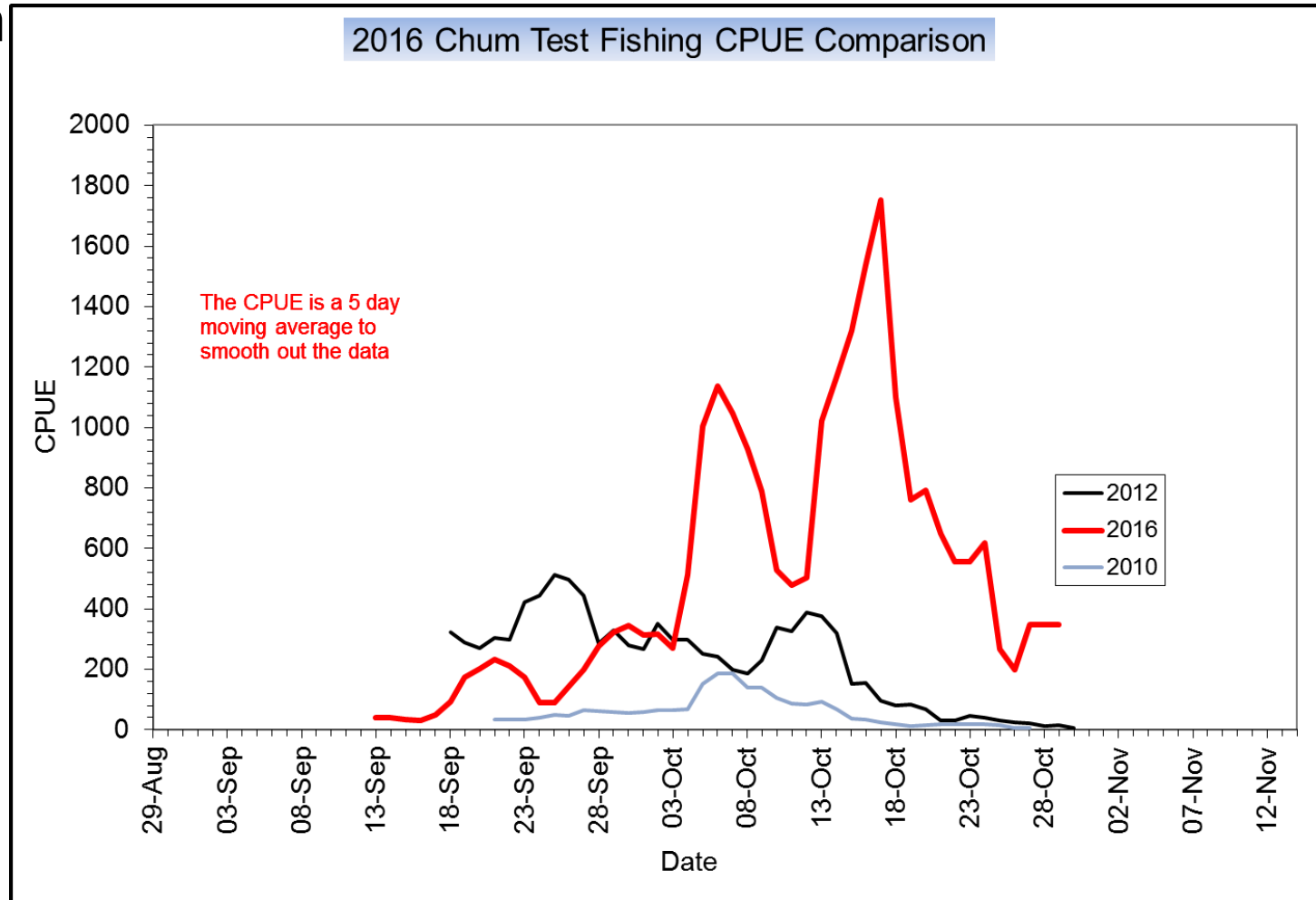


# JS Chum Mixed Stock Fishery

- 20% fixed harvest rate management approach (effort based) since 2002
- Commercial fisheries scheduled through October
- 2016 pre-season expectations for relatively good returns based on brood year, tempered by expectations of poor or variable marine survival.

# JST chum test fishing CPUE

- 2016 ISC chum return was significantly stronger than the 2012 brood year
- Test fishing indicated a later timing than average
- Strong 4<sub>1</sub> composition





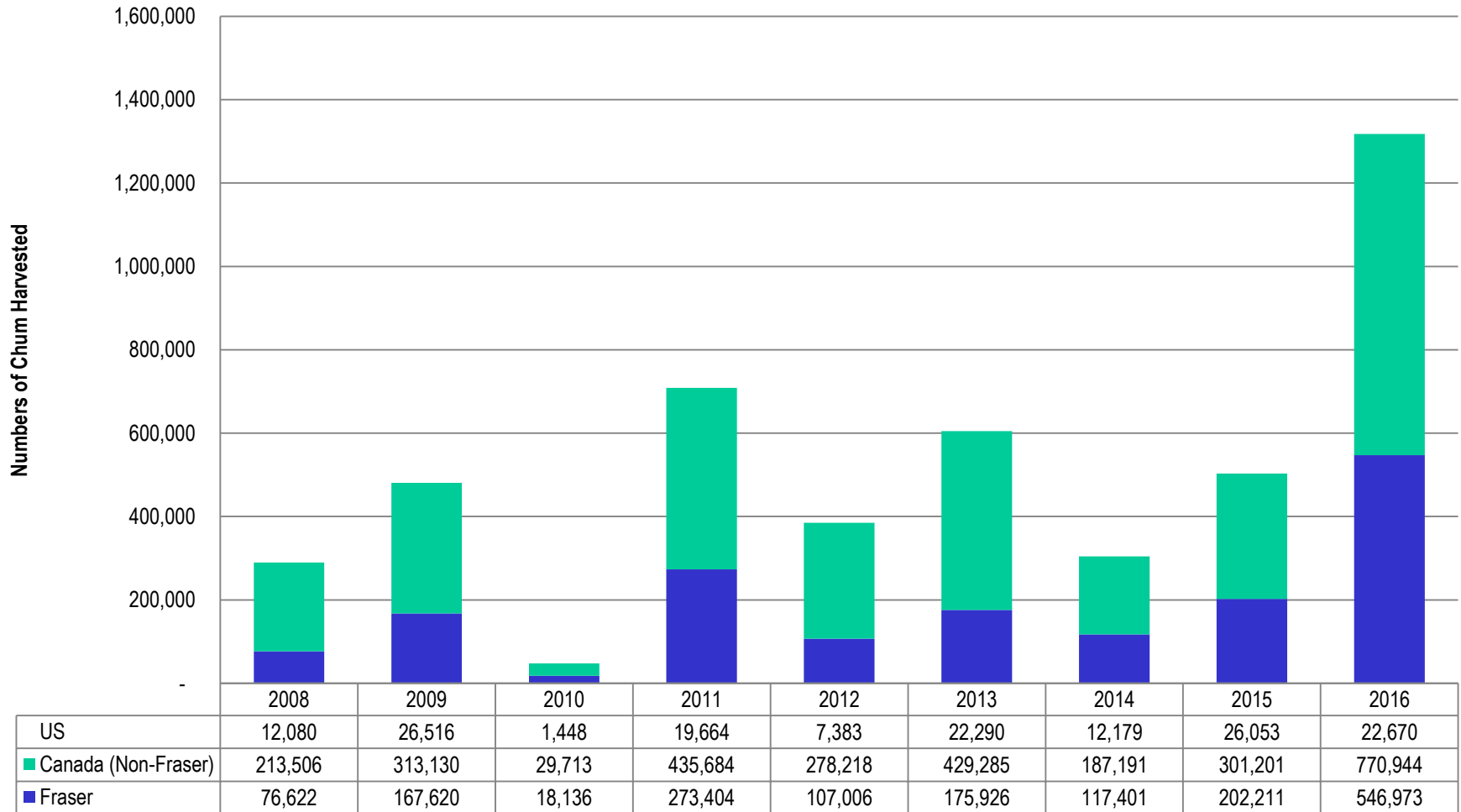
## 2016 Mixed Stock Chum Catch

<b>Fishery</b>	<b>Catch Estimate</b>
Purse Seine	1,048,700
Gillnet	220,700
Troll	65,000
FSC	20,500
Sport	555*
Test Fishing	41,000
<b>Total</b>	<b>1,396,000</b>

FSC= incomplete estimate



## Johnstone Strait Catch Composition, 2008-2016







# Recreational Fishery – Chinook


- In 2016 management measures continued to protect Fraser (Spring 4<sub>2</sub>, Spring and Summer 5<sub>2</sub>) chinook.
- **Juan de Fuca:** (Note Area was expanded to include Subarea 20-4 on June 18, 2016).
  - March 1 to June 17: daily limit of 2, wild or hatchery marked between 45 and 67 cm or hatchery marked greater than 67 cm.
  - June 18 to July 17: daily limit of 2, wild or hatchery marked between 45 and 85 cm or hatchery marked greater than 85 cm. Strait of Georgia Zone 1 measures
- **Strait of Georgia**
  - May 9 to June 17: daily limit of 2, minimum size limit is 62 cm, only one may be greater than 67 cm.
  - June 18 to July 15, daily limit of 2, minimum size limit is 62 cm, maximum size limit is 85 cm.



# *Recreational Fishery – Coho*

## **Coho**

- In 2016 Canada proceeded with management measures similar to pre-2014, including a 3% total exploitation rate on Interior Fraser Coho.
- In 2016, opportunities for wild coho retention were permitted in upper Johnstone Strait and Queen Charlotte Strait prior to August 1 and in terminal areas where Interior Fraser Coho are not considered to be part of the catch.
- Abundance and catch of coho was notably higher in nearly all marine fisheries compared with 2015 coho catches.





# Recreational Fishery – Sockeye/Pink/Chum

## Sockeye


- Sockeye retention was not permitted in recreational fisheries in Areas 11 to 21, 28, 29, 121, 123 to 127

## Pink

- Off-cycle Fraser River pink year.
- Mainland Inlet pinks provide some recreational opportunities but 2016 abundances were low, and the effort and catch of pink in this area was also low.

## Chum

- Excellent chum abundances in JST and SoG, but there continues to be low recreational effort and catch of chum in marine fisheries despite abundances.





# 2016 South Coast Recreational Fisheries \*

Fishing Area	Sockeye Kept	Sockeye Rel	Coho Kept	Coho Rel	Pink Kept	Pink Rel	Chum Kept	Chum Rel	Chinook ISBM Kept	Chinook ISBM Rel	Chinook AABM Kept	Chinook AABM Rel
Juan de Fuca	7	186	7,581	16,194	154	69	11	16	22,866	23,886		
Strait of Georgia	-	360	8,142	29,525	1,946	1,064	1,475	37	27,443	55,474		
Johnstone Strait	61	47	4,449	4,461	2,451	2,066	555	51	8,349	7,146		
WCVI - Inshore	53,647	-	16,132	8,030	96	122	128	6	33,574	37,098	3,557	5,326
WCVI - Offshore	25	5	5,692	9,000	36	170	51	-	-	-	34,252	17,186
<b>TOTAL</b>	<b>53,740</b>	<b>598</b>	<b>41,996</b>	<b>67,210</b>	<b>4,683</b>	<b>3,491</b>	<b>2,220</b>	<b>110</b>	<b>92,232</b>	<b>123,604</b>	<b>37,809</b>	<b>22,512</b>

